



Collections in line with last year whilst earnings were affected by market volatility

Highlights first quarter 2022

- **Gross ERC** at the end of March 2022 was EUR 298m (299 at December 2021)
- **Cash** at the end of March 2022 was EUR 62.7m (65.5 at December 2021)
- **Gross collections** amounted to EUR 16.1m (15.7)*
- **Net collections** amounted to EUR 13.1m (13.9)*
- **Cash EBITDA** amounted to EUR 11.6m (11.2)*
- **Net loss for the period** of EUR 1.7m (profit of 0.3)* including EUR 3.4m mark-to-market loss on the investment in Addiko Bank driven by the proposed CHF law in Slovenia and market volatility
- **Investment** in a bolt-on portfolio in Croatia with a gross collection value (face value) of over EUR 20m
- **Strategic partnership in Italy** with Borgosesia S.p.A completed the structuring of a co-investment in a portfolio with a gross collection (face value) of over EUR 10m as part of the target investment volume that amounts to up to EUR 100m over a three-year horizon

* Key financial highlights above include non-IFRS alternative performance measures that represent underlying business performance. Further details including a reconciliation to IFRS can be found on page 19.

IFRS Consolidated Amounts in EUR '000s (unless specified otherwise)	1 Jan – 31 Mar 2022**	1 Jan – 31 Mar 2021**	Full Year 2021
Gross collections	12,109	13,946	45,185
Collection and commission expenses	(1,778)	(971)	(6,291)
Net collections	10,331	12,975	38,894
Revenue from management fees	–	–	100
Operating expenses	(1,496)	(2,709)	(11,275)
Cash EBITDA	8,835	10,266	27,719
Interest income	611	–	998
Amortization, revaluation and impairment of invested assets	(4,400)	(6,907)	(18,292)
Share of net profits of associate and joint venture	2,545	955	3,631
Operating profit	7,517	4,234	13,664
Net (loss) / profit for the period***	(1,720)	268	(6,828)
Selected key figures			
Total assets	249,744	184,549	248,194
Invested assets	166,897	131,918	164,960
Net debt	138,874	103,154	135,809
Equity ratio****	12.9%	23.8%	13.7%
Cash flow from operating activities before working capital changes	10,741	10,593	22,179
Gross ERC 120 months (EUR M)	298	244	299
Earnings per share before and after dilution (EUR)	(0.13)	0.02	(0.50)
Total average and number of shares at the end of the period	13,560,447	13,560,447	13,560,447

** Unaudited

*** The bond refinancing in Q2 2021 resulted in total negative non-recurring items of approximately EUR 3.9m in 2021 due to the call premium of EUR 2.4m that was paid and expensed in relation to the EUR 100m and EUR 33.5m bonds, and the non-cash write off of about EUR 1.5m for the remaining capitalized transaction costs.

**** The equity ratio for the DDM Debt Bond Group calculated according to the terms and conditions of the DDM Debt AB bonds is 21.5% at 31 March 2022

The information in this report requires DDM Holding AG to publish the information in accordance with the EU Market Abuse Regulation and the Securities Market Act. The information was submitted for publication on 19 May 2022 at 08:00 CEST.

DDM Holding AG is a specialized multinational investor in situations arising out of the general strategic challenges in the European banking markets

Comment by the CEO

Collections during the first quarter were largely in line with last year, whilst our earnings were affected by a EUR 3.4m mark-to-market loss on the investment in Addiko Bank driven by the proposed CHF law in Slovenia and market volatility. However I am confident that we can achieve growth by investing in both new and existing markets, with approximately EUR 298m of ERC at the end of the March, which is expected to increase further during the year.

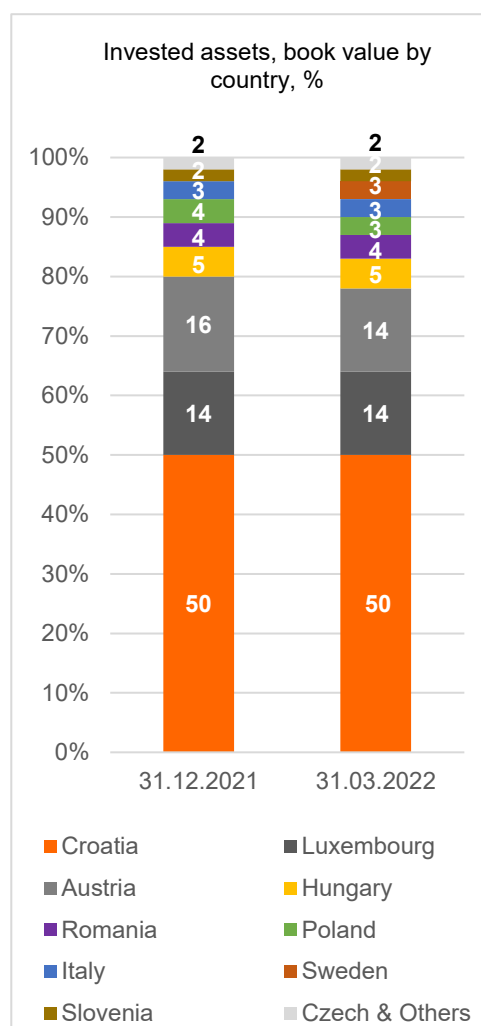
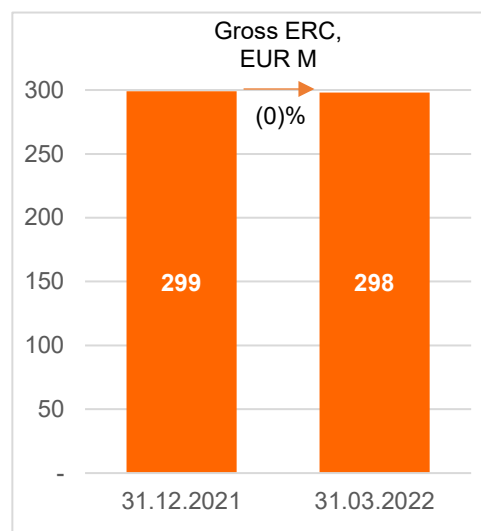
DDM is in the final stages of completion to acquire Swiss Bankers Prepaid Services AG ("Swiss Bankers"), an attractive opportunity to acquire a market-leading Swiss payments company that is pending regulatory approval and is expected to close during the second quarter. This is part of DDM's growth strategy to invest into opportunities arising out of the transformation of the European Banking sector.

Further investments and progress to strategic partnership

During February we acquired an NPL portfolio containing secured corporate receivables located in Croatia with a gross collection value (face value) of the portfolio that amounts to over EUR 20m that was financed by cash on hand. This bolt-on acquisition enables us to fully control the insolvency process and the underlying collateral assets of an existing large, secured receivable located in Croatia where we expect to receive a higher net realizable value on resolution. Further progress has been made to the strategic partnership with Borgosesia that was entered into in December 2021 following the completion of the structuring of the co-investment alongside Borgosesia in an NPL portfolio containing secured residential receivables with a gross collection (face value) of over EUR 10m financed by cash on hand. DDM now has access to an exciting pipeline of Italian mid-market real estate-backed special situation investment opportunities, with an expert and knowledgeable partner and co-investor. The target investment volume amounts to up to EUR 100m over a three-year horizon.

Strategic acquisition in Switzerland nears completion

The agreement that was entered into in December 2021 to acquire 100% of the share capital of Swiss Bankers is in the final stages of completion, with closing subject to regulatory approval, which is expected to be received during the second quarter and financed by cash on hand. Swiss Bankers is the Swiss market leader in prepaid cards and provides innovative, credit-based payment products and offers solutions in cashless, globally secure payment transactions. This transaction follows DDM's growth strategy to invest into special situation opportunities arising out of the transformation of the European Banking sector. The acquisition of Swiss Bankers is an attractive opportunity to access a highly scalable platform for payments with an e-money banking licence that is eligible for passporting into the EU. DDM will support Swiss Bankers in its strategic direction and the associated implementation of its digitization and international expansion strategy by extending the product offering into alternative banking and embedded finance solutions. As of 31 December 2021, Swiss Bankers, had total assets of approximately CHF 402m.



Market outlook

During the first quarter of 2022 most restrictions imposed in response to the COVID-19 pandemic were released, and therefore economic growth is expected to remain strong across the SCEE region despite the ongoing Ukraine crisis that borders some of our invested markets. Neighboring countries including Poland, Hungary and Romania have partially offset some of the negative effects on growth as a result of the war in Ukraine through continued disbursement of EU recovery funds following the pandemic.

The composition of our portfolios that are secured is approximately 80% of ERC over the next three years at 31 March 2022, mitigating the effect of inflation that is expected to remain high across the SCEE region. The conflict in Ukraine has also caused volatility particularly across the foreign exchange market where DDM is exposed to movements relative to the Euro.

DDM has positioned itself well for growth by actively working both in existing markets across the SCEE region and by entering new markets by teaming up with strategic partners and co-investors to invest into opportunities arising out of the transformation of the European Banking sector.

Zug, 19 May 2022
DDM Holding AG
Florian Nowotny, CEO

Financial calendar

DDM intends to publish financial information on the following dates:

Annual General Meeting 2022:	23 June 2022
Interim report for January – June 2022:	25 August 2022
Interim report for January – September 2022:	3 November 2022
Q4 and full year report for January – December 2022:	16 February 2023

Other financial information from DDM is available on DDM's website: www.ddm-group.ch.

This report has not been reviewed by the Company's auditors.

Presentation of the report

The report and presentation material are available at www.ddm-group.ch on 19 May 2022, at 08:00 CEST.

CEO Florian Nowotny and CFO Fredrik Olsson will comment on the DDM Group's results during a conference call on 19 May 2022, starting at 10:00 CEST. The presentation can be followed live at www.ddm-group.ch and/or by telephone with dial-in numbers: SE: +46 8 566 427 06, CH: +41 225 805 976, UK: +44 333 300 9269.

Financial results

Adjusted gross collections amounted to EUR 16.1m in the first quarter of 2022, largely in line with the corresponding period last year. After deducting commission and collection fees to third parties this resulted in EUR 13.1m of adjusted net collections being received for the first quarter of 2022.

Operating expenses were EUR 1.5m in the first quarter of 2022, lower than Q1 2021 principally due to the transfer of the collections platform in Hungary to AxFin Holding S.A. ("AxFin") as servicer on 5 May 2021, which is recognized within commission and collection fees to third parties. As a result, adjusted cash EBITDA totaled EUR 11.6m in the first quarter of 2022, equating to a high cash conversion ratio of above 88% for Q1 2022 as a percentage of adjusted net collections.

The operating profit margin of 83% in the first quarter of 2022 includes EUR 2.5m share of net profits of joint venture under the equity method of accounting, following the buy-out of third-party financing together with B2Holding in the prior year. A further EUR 1.7m of upwards revaluation has been recognized during the first quarter on portfolios located across the Balkans for which large, secured receivables are expected to be collected at a higher realizable value in the future. This is principally due the lifting of all restrictions imposed in the prior year in response to the Covid-19 pandemic across most of our core markets improving economic expectations and partly as a result of a higher net realizable value on resolution that is expected to be received for an existing large, secured receivable located in Croatia following the bolt-on acquisition during the quarter.

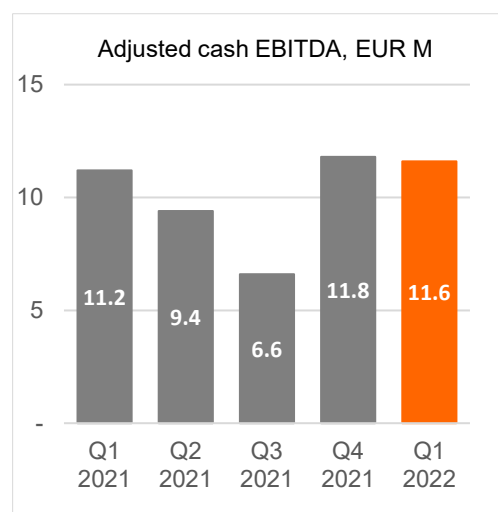
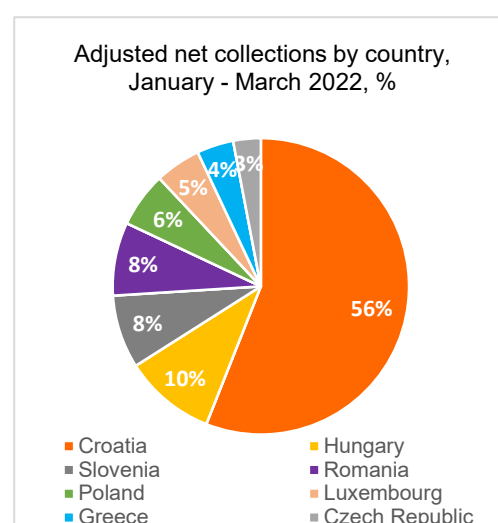
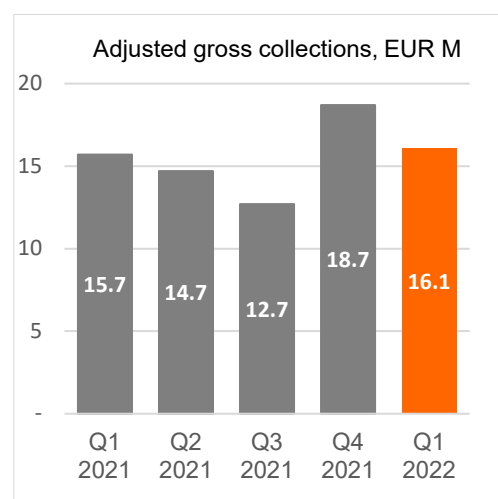
The net loss for the first quarter of 2022 is EUR 1.7m compared to profit of EUR 0.3m for the corresponding period in the prior year. This includes a EUR 3.4m mark-to-market loss on the investment in Addiko Bank driven by the proposed CHF law in Slovenia and market volatility. During the quarter, the National Assembly of Slovenia approved a controversial law to restructure retrospectively consumer loans that were denominated in CHF, which was temporarily suspended from implementation on the 10 March by the Constitutional Court of the Republic of Slovenia pending a final decision regarding its constitutionality. As at 31 March 2022 none of DDM's distressed asset portfolios located in Slovenia contain receivables with loan agreements that were denominated in Swiss francs. The net result was further negatively impacted by EUR 0.8m of exchange losses principally due to unfavorable exchange rate movements of the Swiss Franc and the Croatian Kuna to the Euro in the quarter due to the market volatility caused by the ongoing conflict in Ukraine.

Cash flow and financing

For the first quarter of 2022, cash flow from operating activities before working capital changes was EUR 10.7m, largely in line with Q1 2021. We continue to have a strong cash position of EUR 62.7m at 31 March that is available to fund investments and acquisitions.

Estimated Remaining Collections

ERC in relation to invested assets at 31 March stands at EUR 298m, largely in line with 31 December 2021, as a result of collections that have been received during Q1 2022 partially offset by investments acquired, and is expected to increase further during 2022 following the receipt of regulatory approval for the Swiss Bankers acquisition. Over 69% of the collections are expected to be received within the next three years and the composition of the portfolios that are secured is approximately 80% of ERC over the next three years at 31 March 2022.



Consolidated Income Statement

Amounts in EUR '000s	Notes	1 Jan – 31 Mar 2022*	1 Jan – 31 Mar 2021*	Full Year 2021
Interest income on invested assets		4,834	5,536	16,599
Revaluation and impairment of invested assets		1,708	532	5,001
Revenue on invested assets	11	6,542	6,068	21,600
Share of net profits of associate and joint venture	5,6,11	2,545	955	3,631
Revenue from management fees	11	–	–	100
Personnel expenses		(667)	(1,312)	(4,119)
Consulting expenses		(567)	(703)	(4,944)
Other operating expenses		(262)	(694)	(2,212)
Amortization and depreciation of tangible and intangible assets		(74)	(80)	(392)
Operating profit		7,517	4,234	13,664
Financial income		467	10	81
Financial expenses**		(8,750)	(3,596)	(21,511)
Unrealized exchange profit / (loss)		3	(90)	271
Realized exchange loss		(845)	(55)	(76)
Net financial expenses		(9,125)	(3,731)	(21,235)
(Loss) / profit before income tax		(1,608)	503	(7,571)
Tax (expense) / (income)		(112)	(235)	743
Net (loss) / profit for the period		(1,720)	268	(6,828)
Net (loss) / profit for the period attributable to:				
Owners of the Parent Company		(1,720)	268	(6,828)
Earnings per share before and after dilution (EUR)		(0.13)	0.02	(0.50)
Average number of shares		13,560,447	13,560,447	13,560,447
Number of shares at the end of period		13,560,447	13,560,447	13,560,447

* Unaudited

** The bond refinancing in Q2 2021 resulted in total negative non-recurring items of approximately EUR 3.9m in 2021 due to the call premium of EUR 2.4m that was paid in relation to the EUR 100m and EUR 33.5m bonds, and the non-cash write off of about EUR 1.5m for the remaining capitalized transaction costs.

Consolidated Statement of Comprehensive Income

Amounts in EUR '000s	1 Jan – 31 Mar 2022*	1 Jan – 31 Mar 2021*	Full Year 2021
Net (loss) / profit for the period	(1,720)	268	(6,828)
Other comprehensive (loss) / income for the period			
<i>Items that will not be reclassified to profit or loss:</i>			
Actuarial gain on post-employment benefit commitments	–	–	155
Deferred tax on post-employment benefit commitments	–	–	(9)
<i>Items that may subsequently be reclassified to profit or loss:</i>			
Currency translation differences	(72)	(2)	(26)
Share of other comprehensive income of associates accounted for using the equity method	–	433	313
Recycling of share of other comprehensive income of associates to the income statement	–	–	(3,011)
Other comprehensive (loss) / income for the period, net of tax	(72)	431	(2,578)
Total comprehensive (loss) / income for the period	(1,792)	699	(9,406)
Total comprehensive (loss) / income for the period attributable to:			
Owners of the Parent Company	(1,792)	699	(9,406)

* Unaudited

Consolidated Balance Sheet

Amounts in EUR '000s	Notes	31 March 2022*	31 December 2021
ASSETS			
<i>Current assets</i>			
Cash and cash equivalents		62,737	65,485
Accounts receivable		3,450	1,711
Prepaid expenses and accrued income		4,623	2,957
Other receivables		3,309	4,218
Tax assets		82	82
Total current assets		74,201	74,453
<i>Non-current assets</i>			
Financial assets at fair value	7	53,155	51,547
Distressed asset portfolios	4	74,781	81,594
Other long-term receivables from investments	4	6,767	–
Investment in joint venture	5	32,194	31,819
Deferred tax assets	3	2,196	2,269
Other non-current assets	12	1,368	1,356
Tangible assets	8	60	68
Right-of-use assets		130	146
Intangible assets	9	732	782
Goodwill	9	4,160	4,160
Total non-current assets		175,543	173,741
TOTAL ASSETS		249,744	248,194
SHAREHOLDERS' EQUITY AND LIABILITIES			
<i>Shareholders' equity</i>			
Share capital		11,780	11,780
Share premium		21,030	21,030
Other reserves		(642)	(570)
Retained earnings including net (loss) / profit for the period		(51)	1,669
Total shareholders' equity		32,117	33,909
<i>Current liabilities</i>			
Accounts payable		1,465	1,990
Accrued expenses and deferred income		1,817	2,697
Tax liabilities		154	569
Lease liabilities		86	86
Accrued interest		10,327	5,548
Loans and borrowings	10	17,921	17,842
Total current liabilities		31,770	28,732
<i>Long-term liabilities</i>			
Deferred tax liabilities	3	629	629
Lease liabilities		69	83
Loans and borrowings	10	183,690	183,452
Post-employment benefit commitments		1,469	1,389
Total long-term liabilities		185,857	185,553
TOTAL SHAREHOLDERS' EQUITY AND LIABILITIES		249,744	248,194

* Unaudited

Consolidated Cash Flow Statement

Amounts in EUR '000s	1 Jan – 31 Mar 2022*	1 Jan – 31 Mar 2021*	Full Year 2021*
Cash flow from operating activities			
Net (loss) / profit for the period	(1,720)	268	(6,828)
Cash distribution from associate and joint venture	1,939	2,037	10,214
<i>Adjustments for non-cash items:</i>			
<i>Amortization of invested assets</i>	6,108	7,439	23,293
<i>Revaluation and impairment of invested assets</i>	(1,708)	(532)	(5,001)
<i>Share of net profits of associate and joint venture</i>	(2,545)	(955)	(3,631)
<i>Depreciation, amortization, and impairment of tangible and intangible assets</i>	74	80	392
<i>Financial income</i>	(467)	(10)	(81)
<i>Financial expenses</i>	8,750	3,596	21,511
<i>Unrealized exchange (profit) / loss</i>	(3)	90	(271)
<i>Tax (income) / expense</i>	112	235	(743)
<i>Other items not affecting cash</i>	201	262	(363)
Interest paid	–	(1,917)	(13,738)
Call premium paid	–	–	(2,408)
Tax paid	–	–	(167)
Cash flow from operating activities before working capital changes	10,741	10,593	22,179
Working capital adjustments			
(Increase) / decrease in accounts receivable	(1,739)	(3,245)	(5,029)
(Increase) / decrease in other receivables	(757)	(2,704)	(2,912)
Increase / (decrease) in accounts payable	(525)	(207)	611
Increase / (decrease) in other current liabilities	(880)	(233)	(1,270)
Net cash flow from operating activities	6,840	4,204	13,579
Cash flow from investing activities			
Purchases of distressed asset portfolios	(4,570)	–	(17,527)
Purchases of financial assets at fair value	(4,507)	–	(13,416)
Purchases of associates and joint ventures	–	–	(8,521)
Purchases of tangible and intangible assets	–	–	(9)
Net cash flow received / (used) in investing activities	(9,077)	–	(39,473)
Cash flow from financing activities			
Principal element of lease payments	(14)	(2)	(75)
Proceeds from issuance of loans	–	–	182,756
Repayment of loans	–	(13,000)	(122,590)
Net cash flow received / (used) in financing activities	(14)	(13,002)	60,091
Cash flow for the period	(2,251)	(8,798)	34,197
Cash and cash equivalents less bank overdrafts at beginning of the period	65,485	31,416	31,416
Foreign exchange losses on cash and cash equivalents	(497)	(73)	(128)
Cash and cash equivalents less bank overdrafts at end of period	62,737	22,545	65,485

* Unaudited

Consolidated Statement of Changes in Equity

Amounts in EUR '000s	Share capital	Share premium	Other reserves	Retained earnings including net profit / (loss) for the period	Total equity
Balance at 1 January 2021	11,780	21,030	2,163	8,342	43,315
Net profit for the period	–	–	–	268	268
Other comprehensive income / (loss)					
Currency translation differences	–	–	(2)	–	(2)
Share of other comprehensive income of associates accounted for using the equity method	–	–	433	–	433
Total comprehensive income	–	–	431	268	699
<i>Transactions with owners</i>					
Total transactions with owners	–	–	–	–	–
Balance at 31 March 2021*	11,780	21,030	2,594	8,610	44,014
Balance at 1 January 2022	11,780	21,030	(570)	1,669	33,909
Net loss for the period	–	–	–	(1,720)	(1,720)
Other comprehensive loss					
Currency translation differences	–	–	(72)	–	(72)
Total comprehensive loss	–	–	(72)	(1,720)	(1,792)
<i>Transactions with owners</i>					
Total transactions with owners	–	–	–	–	–
Balance at 31 March 2022*	11,780	21,030	(642)	(51)	32,117

* Unaudited

Notes

Note 1. Basis of preparation

These consolidated financial statements (the "financial statements") of DDM Holding AG and its subsidiaries (together "DDM" or "the Company") have been prepared in accordance with IAS 34 Interim Financial Reporting, are unaudited, and should be read in conjunction with DDM's last annual consolidated financial statements as of and for the year ended 31 December 2021. DDM's principal accounting policies are set out in Note 3 to the consolidated financial statements in the Annual Report 2021 and conform with International Financial Reporting Standards (IFRS). The ultimate parent company is DDM Group Finance S.A, a Luxembourg registered company owning 95.2% of the shares in DDM Holding AG at 31 March 2022.

In addition to the financial measures defined in IFRS, certain key figures, which qualify as alternative performance measures (APMs) are presented to reflect the underlying business performance and enhance comparability from period to period. These APMs should not be considered as a substitute for measures defined under IFRS. Please refer to page 19 for a reconciliation of alternative performance measures including adjusted gross collections, adjusted net collections, adjusted cash EBITDA and adjusted net (loss) / profit for the period.

All amounts are reported in thousands of Euros (EUR k), unless stated otherwise. Rounding differences may occur.

Subsidiaries

Subsidiaries are all entities (including special purpose entities) over which DDM Holding AG has control. DDM Holding AG controls an entity when it is exposed to, or has rights to, variable returns from its involvement with the entity and has the ability to affect those returns through its power to direct the activities of the entity. Subsidiaries are fully consolidated from the date on which control is transferred to the group and are de-consolidated from the date on which control ceases. Intercompany transactions, balances, and unrealized gains on transactions between group companies are eliminated.

Subsidiaries	Consolidation method	Domicile	31 March 2022	31 December 2021
DDM Group AG	Fully consolidated	Switzerland	100%	100%
DDM Invest III AG	Fully consolidated	Switzerland	100%	100%
DDM Mergeco AG	Fully consolidated	Switzerland	100%	100%
DDM Debt AB	Fully consolidated	Sweden	100%	100%
DDM Finance AB	Fully consolidated	Sweden	100%	100%
DDM Invest V d.o.o.	Fully consolidated	Slovenia	100%	100%
DDM Invest VII d.o.o.	Fully consolidated	Slovenia	100%	100%
DDM Debt Management d.o.o Beograd	Fully consolidated	Serbia	100%	100%
DDM Debt Romania S.R.L	Fully consolidated	Romania	100%	100%
DDM REO Adria d.o.o.	Fully consolidated	Croatia	100%	100%
Finalp Zrt.	Fully consolidated	Hungary	100%	100%

Joint ventures

The Company applies IFRS 11 Joint Arrangements, where DDM, together with one or several parties have joint control over an arrangement in accordance with a shareholder agreement. DDM's joint arrangement with B2Holding where each party holds 50% of the share capital and voting rights of CE Partner S.à r.l. and CE Holding Invest S.C.S (the "Joint Venture") is classified as a joint venture, as DDM is entitled to 50% of the net assets of the Joint Venture rather than having a direct entitlement to assets and responsibility for liabilities. The equity method is applied when accounting for the joint venture. Under the equity method of accounting the investment is recognized at cost and subsequently adjusted to DDM's 50% share of the change in the net assets of the Joint Venture since the acquisition date.

The consolidated income statement includes DDM's share of earnings, and this is reported under Share of net profits / (losses) of joint venture. Dividends received from the joint venture are not recognized in the income statement and instead reduce the carrying value of the investment. The equity method is applied from the date joint control arises until the time it ceases, or if the joint venture becomes a subsidiary. Upon loss of joint control over the joint venture, and as such the equity method ceases, the Company measures and recognizes any difference between the carrying amount of the investment in the joint venture with the fair value of the remaining investment and/or proceeds from disposal which is recognized as a gain or loss directly in the income statement. The financial statements of the Joint Venture are prepared for the same reporting period as the Company.

Joint Ventures	Consolidation method	Domicile	31 March 2022	31 December 2021
CE Partner S.à r.l.	Equity method	Luxembourg	50%	50%
CE Holding Invest S.C.S	Equity method	Luxembourg	50%	50%

Note 1. Basis of preparation... continued

Associates

Associates are all entities over which DDM Holding AG has significant influence but not control or joint control. This is generally the case where the group holds between 20% and 50% of the voting rights. Interests in associates are accounted for using the equity method. The carrying amount (including goodwill) of equity accounted investments is tested annually for impairment.

Financial assets at fair value

Equity-traded instruments and other investments that do not meet the criteria under IFRS 9 of cash flows consisting solely of payments of principle and interest (SPPI) and Hold to collect for being measured at amortised cost nor elected at FVTOCI are measured at fair value through profit or loss (FVTPL).

Financial assets held at FVTPL are initially recognised and subsequently measured at fair value at the end of each reporting period, with any fair value gains or losses recognised through financial income or expenses respectively in the consolidated income statement. Dividends or any interest earned on the financial assets are included within financial income.

During 2021, DDM acquired a 5% stake in Borgosesia S.p.A. ("Borgosesia"), an Italian investment platform specialized in secured non-performing loans and special situations measured at a closing share price of EUR 0.73/share at 31 March 2022 (31 December 2021: EUR 0.62/share), which resulted in a fair value gain of EUR 0.3m being recognized through financial income in the consolidated income statement during Q1 2022. The investment in Addiko Bank AG was reclassified from investment in associates in the prior year and measured at a closing share price of EUR 11.90/share at 31 March 2022 (31 December 2021: EUR 13.65/share), which resulted in a fair value loss of EUR 3.4m being recognized through financial expense in the consolidated income statement during Q1 2022. During 2021, DDM also invested into a total of EUR 15.8m of pre-IPO convertible bonds in Omnione S.A ("Omnio"), a leading innovator in Banking-as-a-Service measured at cost within financial assets at fair value level 3, which are due to mature in accordance with the terms of the pre-IPO convertible bonds on 31 December 2024 accruing at an annual rate of 2% cash interest and 6% Payment-in-Kind ("PIK"), including convertibility rights into ordinary shares of Omnio. In addition, EUR 7.9m was invested in Omnio during 2021 which is expected to be received by 31 December 2024 in line with the maturity of the pre-IPO convertible bonds accruing at an annual rate of 15% PIK. During 2022, DDM invested EUR 4.5m into a special purpose acquisition company that is located in Sweden.

Post-employment benefit commitment

The post-employment benefit commitment is calculated on an annual basis. In 2021 and 2022 one quarter of the estimated annual post-employment benefit commitment has been recorded in the consolidated interim financial statements of DDM Holding AG per quarter, with an adjustment in fourth quarter of each respective year for the final actuarial valuation.

Note 2. Currency translation

All entities prepare their financial statements in their functional currency. At 31 March 2022 all fully consolidated group entities have EUR as their functional currency, except for DDM Debt Management d.o.o Beograd, which has Serbian Dinar (RSD) as its functional currency, DDM Debt Romania S.R.L, which has Romanian Leu (RON) as its functional currency, DDM REO Adria d.o.o. which has Croatia Kuna (HRK) as its functional currency and Finalp Zrt., which has Hungarian Forint (HUF) as its functional currency.

Note 3. Deferred taxes

Income tax expense reported for the business year includes the income tax expense of consolidated subsidiaries (calculated from their taxable income with the tax rate applicable in the relevant country). Income tax expense also includes deferred taxes, which have been recognized on the temporary differences arising from the invested assets (difference between the reported book values for tax and accounting purposes). Deferred income tax assets on temporary differences and tax losses carried forward are reported to the extent that it is probable that future profit will be available, against which the temporary differences can be utilized.

The amount of deferred tax assets is reduced when they are utilized or when it is no longer deemed likely that they will be utilized. The Company does not have group taxation, hence each legal entity is taxed separately. Under Swiss law, net operating losses can be carried forward for a period of up to seven years.

Note 4. Distressed asset portfolios

DDM invests in distressed asset portfolios, where the receivables are directly against the debtor. The recognition of the acquisition of distressed asset portfolios is based on the DDM Group's own forecast of future cash flows from acquired portfolios. Distressed asset portfolios consist mainly of portfolios of non-performing debts purchased at prices significantly below their principal value. Such assets are classified as non-current assets. Reporting follows the effective interest method, where the carrying value of each portfolio corresponds to the present value of all projected future cash flows discounted by an initial effective interest rate determined on the date the portfolio was acquired, based on the relation between purchase price and the projected future cash flows on the acquisition date. Changes in the carrying value of the portfolios are reported as amortization, revaluation and impairment for the period.

If the fair value of the investment at the acquisition date exceeds the purchase price, the difference results in a "gain on bargain purchase" in the income statement within the line "interest income on invested assets". The gain on bargain purchase relates to the fair value measurement of the investment (purchase price allocation).

The acquisition method of accounting is used to account for all business combinations, the excess of the consideration transferred for the acquisition over the fair value of the net identifiable assets acquired is recorded as goodwill. If those amounts are less than the fair value of the net identifiable assets of the business acquired, the difference is recognized directly in profit or loss as a bargain purchase within the line "other operating income".

Cash flow projections are made at the portfolio level since each portfolio consists of a large number of receivables. Assumptions must be made at each reporting date as to the expected timing and amount of future cash flows. Cash flows include the nominal amount, reminder fees, collection fees and late interest that are expected to be received from debtors less forecasted collection costs. These projections are updated at each reporting date based on actual collection information, planned collection actions as well as macroeconomic scenarios and the specific features of the assets concerned. These scenarios are probability weighted according to their likely occurrence. The scenarios include a central scenario, based on the current economic environment, and upside and downside scenarios.

The estimation and application of this forward-looking information requires significant judgment and is subject to appropriate internal governance and scrutiny. Changes in cash flow forecasts are treated symmetrically i.e. both increases and decreases in forecast cash flows affect the portfolios' book value and as a result "Revenue on invested assets". If there is objective evidence that one or more events have taken place that will have a positive impact on the timing or amount of future cash flows, or a negative impact on the timing of future cash flows then this is recorded within the line "Revaluation of invested assets".

DDM assesses at each reporting date whether there is objective evidence that a portfolio is impaired. A portfolio is impaired and impairment losses are incurred only if there is objective evidence of impairment as a result of one or more events that occurred after the initial recognition of the asset (a 'loss event') and that loss event (or events) has an impact on the estimated future cash flows of the portfolio that can be reliably estimated. This is recorded within the line "Impairment of invested assets". If, in a subsequent period, the amount of the impairment loss decreases, and the decrease can be related objectively to an event occurring after the impairment was recognized, the reversal of the previously recognized impairment loss is recognized in the consolidated income statement (within the line "Impairment of invested assets"). If DDM sells a portfolio for a higher or lower amount than its carrying value, the resulting gain or loss on disposal is recognized in the consolidated income statement (within the line "Interest income on invested assets").

The carrying values of distressed asset portfolios are distributed by currency as follows:

Distressed asset portfolios by currency, EUR '000s	31 March 2022	31 December 2021
HRK	51,875	51,179
EUR	9,752	9,155
HUF	7,632	8,325
PLN	5,569	5,781
RON	4,900	5,279
RSD	1,751	1,591
CZK	69	284
Total	81,548	81,594

DDM considers there to be no material differences between the financial asset values in the consolidated balance sheet and their fair value.

Note 5. Investment in joint venture

On 31 May 2019, DDM acquired a distressed asset portfolio containing secured corporate receivables in Croatia through a 50/50 joint venture with B2Holding. As part of the co-investment structure with B2Holding, DDM became 50% owner of the share capital and voting rights of CE Partner S.à r.l. and CE Holding Invest S.C.S. (the "Joint Venture") registered in Luxembourg.

The investment is accounted for using the equity method in accordance with IFRS 11 Joint Arrangements and has changed as follows during the period:

Investment in joint venture EUR '000s	31 March 2022	31 December 2021
Balance at beginning of the year	31,819	25,691
Additions	–	8,521
Share of net profits of joint venture	2,545	2,258
Incremental net distribution from the joint venture	(2,170)	(4,651)
Balance at end of the period	32,194	31,819

Cash distributions of EUR 1.9m (FY 2021: EUR 5.6m) have been received from the joint venture during Q1 2022, of which EUR 1.1m relates to 2021 and EUR 0.8m relates to 2022. A further EUR 1.3m (31 December 2021: EUR 1.1m) has been reclassified to accounts receivable at the end of the period.

Note 6. Investment in associates

On 9 March 2020, DDM acquired a 9.9% shareholding in Addiko Bank for a cash consideration totaling approximately EUR 30m.

Following the acquisition of a 9.9% stake in Addiko Bank that closed during March 2020, the results for the period up to 17 December 2021 include EUR 1.4m of share of net profits of the associate in the income statement and EUR 0.3m of share of other comprehensive income of associates accounted for using the equity method in other comprehensive income. DDM received a capital dividend amounting to EUR 0.7m on 4 May 2021 and a further EUR 3.9m capital dividend on 11 November 2021 from Addiko Bank.

The investment was previously accounted for using the equity method in accordance with IAS 28 Associates and has changed as follows during the period:

Investment in associates EUR '000s	31 March 2022	31 December 2021
Balance at beginning of the year	–	32,986
Additions	–	–
Share of net profits in the income statement	–	1,373
Share of other comprehensive income of associates accounted for using the equity method	–	313
Reclassification to financial assets at fair value	–	(26,351)
Dividends received & other	–	(4,622)
Fair value loss recognized in the income statement	–	(3,699)
Balance at end of the period	–	–

In January 2021, a non-binding forward flow agreement and commitment to acquire a further 10.1% shareholding in Addiko Bank was signed, however this was not pursued and DDM did not increase its shareholding above the existing 9.9% held. DDM is no longer pursuing the plan to increase its shareholding in Addiko Bank following the agreement that was announced on 17 December 2021 to acquire 100% of the share capital of Swiss Bankers. At 31 December 2021, DDM had an effective influence on the Supervisory Board of Addiko Bank of 12.5% (as there are 8 Board Members in total appointed) which is below the required 20% and therefore DDM reached the conclusion that it is no longer presumed to be able to exert significant influence over Addiko Bank and therefore the investment in Addiko Bank was reclassified to a financial asset at fair value. This resulted in a EUR 3.7m fair value loss recognized within financial expenses in the income statement measured at a closing share price of EUR 13.65/share on 31 December 2021, partially offset by EUR 3.0m of other comprehensive income being recycled to the income statement.

Note 7. Financial assets at fair value

Equity-traded instruments and other investments that do not meet the criteria under IFRS 9 of cash flows consisting solely of payments of principle and interest (SPPI) and Hold to collect for being measured at amortised cost nor elected at FVTOCI are measured at fair value through profit or loss (FVTPL).

Financial assets held at FVTPL are initially recognised and subsequently measured at fair value at the end of each reporting period, with any fair value gains or losses recognised through financial income or expenses respectively in the consolidated income statement. Dividends or any interest earned on the financial assets are included within interest income.

During 2021, DDM acquired a 5% stake in Borgosesia S.p.A. ("Borgosesia"), an Italian investment platform specialized in secured non-performing loans and special situations measured at a closing share price of EUR 0.73/share at 31 March 2022 (31 December 2021: EUR 0.62/share), which resulted in a fair value gain of EUR 0.3m being recognized through financial income in the consolidated income statement during Q1 2022. The investment in Addiko Bank AG was reclassified from investment in associates in the prior year and measured at a closing share price of EUR 11.90/share at 31 March 2022 (31 December 2021: EUR 13.65/share), which resulted in a fair value loss of EUR 3.4m being recognized through financial expense in the consolidated income statement during Q1 2022. During 2021, DDM also invested into a total of EUR 15.8m of pre-IPO convertible bonds in Omnione S.A ("Omnio"), a leading innovator in Banking-as-a-Service measured at cost within financial assets at fair value level 3, which are due to mature in accordance with the terms of the pre-IPO convertible bonds on 31 December 2024 accruing at an annual rate of 2% cash interest and 6% Payment-in-Kind ("PIK"), including convertibility rights into ordinary shares of Omnio. In addition, EUR 7.9m was invested in Omnio during 2021 which is expected to be received by 31 December 2024 in line with the maturity of the pre-IPO convertible bonds accruing at an annual rate of 15% PIK. During 2022, DDM invested EUR 4.5m into a special purpose acquisition company that is located in Sweden.

Financial assets at fair value EUR '000s	31 March 2022	31 December 2021
Balance at beginning of the year	51,547	–
Additions	4,507	13,416
Accrued PIK interest	172	–
Exchange movements	45	–
Reclassification from investment in associates at fair value	–	26,351
Reclassification from accounts receivable	–	11,780
Net fair value loss recognized in the income statement	(3,116)	–
Balance at end of the period	53,155	51,547

Note 8. Tangible assets

Tangible assets are stated at cost less accumulated depreciation and accumulated impairment losses. Cost includes expenditures that are directly attributable to the acquisition of the asset. Subsequent costs are included in the asset's carrying amount or recognized as a separate asset as appropriate only when it is probable that future economic benefits associated with the item will flow to the Company and the cost can be measured reliably. Repairs and maintenance costs are charged to the income statement during the period in which they are incurred.

The major categories of tangible assets are depreciated on a straight-line basis as follows:

Furniture	5 years
Computer hardware	5 years

The Company distributes the amount initially recognized for a tangible asset between its significant components and depreciates each component separately. The carrying amount of a replaced component is derecognized when replaced. The residual value method of amortization and the useful lives of the assets are reviewed annually and adjusted if appropriate. Impairment and gains and losses on disposals of tangible assets are included in other operating expenses.

Note 9. Intangible assets

(i) Identifiable intangible assets

The Company's identifiable intangible assets are stated at cost less accumulated amortization and include the "FUSION" computer software that was developed in-house in cooperation with external IT consultancy firms that has a finite useful life. FUSION is the proprietary IT system which integrates investment data, case data, payment data and activity data into one effective and comprehensive IT system. This asset is capitalized and amortized on a straight-line basis in the income statement over its expected useful life of 5 years.

(ii) Goodwill

On the date of acquisition the assets and liabilities of acquired subsidiaries or businesses are valued at fair value and in accordance with uniform group policies. The excess of the acquisition price over the revalued net assets of the acquired company or the acquired parts of the business is recognized as goodwill in the balance sheet. Goodwill is tested annually for impairment or at any time if an indication of impairment exists.

Note 10. Loans and borrowings

The Group had the following borrowings outstanding during the periods ending 31 March 2022 and/or 31 December 2021:

Bond loan EUR 200m

On 19 April 2021, DDM Debt AB (publ) ("DDM Debt") issued EUR 150m of senior secured fixed rate bonds at 9% within a total framework amount of EUR 300m. The bonds with ISIN number SE0015797683 have a final maturity date of 19 April 2026 and are listed on the Corporate Bond list at Nasdaq Stockholm. The proceeds from the new bond issue were mainly employed towards refinancing the existing EUR 100m and EUR 33.5m bonds (of which EUR 23m of the EUR 100m bonds were already held by DDM Debt) and for investments and acquisitions.

On 21 September 2021, DDM Debt successfully completed a EUR 50M tap issue under the EUR 300M senior secured bond framework. The bond tap issue was placed at a price of 102.0%. Following the tap issue the total outstanding amount of DDM Debt's bond loan is EUR 200m.

DDM Debt's financial instruments contain a number of financial covenants, including limits on certain financial indicators. The financial covenants according to the terms and conditions of the senior secured bonds are: an equity ratio of at least 20.00% and net interest bearing debt to ERC below 75.00%. The financial covenants must be complied with on an incurrence test basis. DDM's management carefully monitors these key financial indicators, so that it can quickly take measures if there is a risk that one or more limits may be exceeded. Please also refer to the financial statements of DDM Debt.

DDM Debt has pledged the shares in its material wholly-owned subsidiaries as security under the terms and conditions. DDM Finance AB is a guarantor of the bonds. In addition, the investors receive a first ranking share pledge over the shares of DDM Debt. The terms and conditions of DDM Debt's senior secured bonds contain a number of restrictions, including relating to distributions, the nature of the business, financial indebtedness, disposals of assets, dealings with related parties, negative pledges, new market loans, mergers and demergers and local credits. The terms and conditions of the senior secured bonds are available in their entirety on our website.

Senior secured notes EUR 18m

DDM Finance AB ("DDM Finance") has a total of EUR 18m of senior secured notes outstanding. DDM Finance used the majority of the net proceeds to provide a shareholder loan to DDM Finance's wholly owned direct subsidiary DDM Debt, which thereby qualifies as equity under the current DDM Debt senior secured bond terms. Under the terms and conditions investors receive a share pledge over the shares of DDM Finance, and any downstream loans to DDM Finance's direct subsidiary are pledged to investors as intercompany loans. The maturity date of the senior secured notes is 30 June 2022.

Bond loan EUR 100m

On 6 May 2021, DDM Debt redeemed in advance its EUR 100m senior secured bonds with ISIN SE0012454940 and its EUR 33.5m senior secured bonds with ISIN number SE0010636746, in accordance with Clause 9.3 (Voluntary total redemption (call option)) of the terms and conditions of the bonds. The bonds were redeemed each at the applicable call option (being 101.85 per cent. and 103.0 per cent. of the outstanding nominal amount for the EUR 100m bonds and EUR 33.5m bonds respectively) totaling EUR 3.0m paid, of which EUR 2.4m was expensed to the income statement and EUR 0.6m capitalized as part of the new bond issuance, plus accrued but unpaid interest. In addition, the remaining capitalized transaction costs of approximately EUR 1.5m were expensed to the income statement as a non-cash write off in relation to the existing bonds. The redemption amount was paid to the bondholders holding bonds on the relevant record date, being 29 April 2021. The bonds were de-listed from the corporate bond list of Nasdaq Stockholm in connection with the redemption date and the last day of trading occurred on 23 April 2021.

On 8 April 2019, DDM Debt issued EUR 100m of senior secured bonds priced at Euribor plus a margin of 9.25% within a total framework amount of EUR 150m. The bonds with ISIN number SE0012454940 had a final maturity date of 8 April 2022 and were listed on the Corporate Bond list at Nasdaq Stockholm. At the redemption date DDM Debt held EUR 23m of the EUR 100m senior secured bonds following bond buybacks.

Bond loan EUR 50m (EUR 33.5m at redemption date)

The EUR 33.5m bonds were redeemed in advance on 6 May 2021 (see "Bond loan EUR 100m" section above for further details).

On 11 December 2017, DDM Debt issued EUR 50m of senior secured bonds at 8% within a total framework amount of EUR 160m. The bonds with ISIN number SE0010636746 had a final maturity date of 11 December 2021 and were listed on the Corporate Bond list at Nasdaq Stockholm.

On 14 August 2020 DDM Debt AB completed a written procedure to request certain amendments to the terms and conditions of its up to EUR 160m senior secured bonds. The amendments incorporated a mandatory partial redemption structure, including a EUR 7.5m of nominal value bond buyback paid on 16 September 2020, EUR 5m bond cancellation on 18 December 2020, call structure and consent fee of 1% that was paid on 28 August 2020. On 30 March 2021 EUR 4m was repaid as part of the mandatory partial redemption structure.

Note 10. Loans and borrowings... continued

Maturity profile and carrying value of borrowings:

EUR '000s	Less than 1 year	Between 1 and 2 years	Between 2 and 3 years	Between 3 and 4 years	Between 4 and 5 years	Total
at 31 March 2022						
Bond loan, 9%	–	–	–	–	183,690	183,690
Senior secured notes	17,921	–	–	–	–	17,921
Total	17,921	–	–	–	183,690	201,611
at 31 December 2021						
Bond loan, 9%	–	–	–	–	183,452	183,452
Senior secured notes	17,842	–	–	–	–	17,842
Total	17,842	–	–	–	183,452	201,294

Note: Bond loans are initially reported at fair value net of transaction costs incurred and subsequently stated at amortized cost using the effective interest method.

Fair value of borrowings:

EUR '000s	IFRS 9 category	Fair value category	Fair value	Carrying value
at 31 March 2022				
Bond loan, 9%	Financial liabilities at amortized cost	Level 2	178,829	183,690
Senior secured notes	Financial liabilities at amortized cost	Level 2	18,000	17,921
Total			196,829	201,611
at 31 December 2021				
Bond loan, 9%	Financial liabilities at amortized cost	Level 2	189,304	183,452
Senior secured notes	Financial liabilities at amortized cost	Level 2	18,000	17,842
Total			207,304	201,294

The levels in the hierarchy are:

- Level 1 – Quoted prices on active markets for identical assets or liabilities.
- Level 2 – Inputs other than quoted prices included within level 1 that are observable for the asset or liability either directly (such as prices) or indirectly (such as derived from prices). The fair value of the bond loans is calculated based on the bid price for a trade occurring close to the balance sheet date.
- Level 3 – Inputs for the asset or liability that are not based on observable market data (that is unobservable inputs).

Note 11. Revenue recognition

Revenue on invested assets is the net amount of the cash collections (net of direct collection costs), amortization, revaluation and impairment of invested assets.

Gross collections are comprised of cash collections from the distressed asset portfolios held by DDM, before commission and fees to third parties. The gross amount of cash collected is recorded as “Gross collections” within the line “Interest income on invested assets” in the consolidated income statement. DDM discloses the alternative performance measure “Gross collections” in the notes separately, as it is a common measure to monitor the performance of portfolios in the debt purchasing industry.

Net collections is comprised of gross collections from the distressed asset portfolios held by DDM, minus commission and fees to third parties. The net amount of cash collected is recorded as “Net collections” within the line “Interest income on invested assets” in the consolidated income statement. DDM discloses the alternative performance measure “Net collections” in the notes separately, as it is an important measurement for DDM to monitor the performance of the portfolios and measure the cash available for operating expenses and to service its debt. DDM believes that disclosing net collections as a separate performance measure in the notes improves the transparency and understanding of DDM's financial statements and performance, meeting the expectations of its investors.

Collection costs are comprised of all expenses directly attributable to the collection of distressed asset portfolios, such as collection fees, commission, transaction costs, non-recoverable VAT on amounts collected and Swiss VAT where applicable. The collection costs differ from portfolio to portfolio depending on the country/jurisdiction and the specific features of the assets concerned.

Note 11. Revenue recognition... continued

EUR '000s	1 Jan – 31 Mar 2022	1 Jan – 31 Mar 2021	Full Year 2021
Gross collections	12,109	13,946	45,185
Collection and commission expenses	(1,778)	(971)	(6,291)
Net collections by country:			
Croatia	5,213	6,961	18,104
Hungary	1,391	2,191	6,304
Slovenia	1,103	1,287	3,837
Romania	1,027	652	5,068
Poland	688	–	481
Greece	476	–	952
Czech Republic	403	1,011	3,430
Serbia	29	594	330
Slovakia	1	3	34
Bosnia	–	276	354
Net collections	10,331	12,975	38,894
Interest income	611	–	998
Amortization of invested assets	(6,108)	(7,439)	(23,293)
Interest income on invested assets before revaluation and impairment	4,834	5,536	16,599
Revaluation of invested assets	1,708	532	5,001
Impairment of invested assets	–	–	–
Revenue on invested assets	6,542	6,068	21,600
Share of net profits of associate and joint venture	2,545	955	3,631
Revenue from management fees	–	–	100

Interest income

During 2021, DDM invested into a total of EUR 15.8m of pre-IPO convertible bonds in Omnione S.A (“Omnio”), a leading innovator in Banking-as-a-Service measured at cost within financial assets at fair value level 3, which are due to mature in accordance with the terms of the pre-IPO convertible bonds on 31 December 2024 accruing at an annual rate of 2% cash interest and 6% Payment-in-Kind (“PIK”), including convertibility rights into ordinary shares of Omnio. In addition, EUR 7.9m was invested in Omnio during 2021 which is expected to be received by 31 December 2024 in line with the maturity of the pre-IPO convertible bonds accruing at an annual rate of 15% PIK. Interest income from Omnio to DDM amounted to EUR 0.6m (Q1 2021: EUR nil, FY 2021: 1.0m) which has been recognized in interest income during the period.

Share of net profits of associate and joint venture

The results for the period up to 17 December 2021 include EUR 1.4m of share of net profits of the associate in the income statement and EUR 0.3m of share of other comprehensive income of associates accounted for using the equity method in other comprehensive income. On 17 December 2021, the investment in Addiko Bank was reclassified from investment in associates to financial assets at fair value and measured at a closing share price of EUR 13.65/share on 31 December 2021.

The results for Q1 2022 include EUR 2.5m (Q1 2021: EUR 0.2m and FY 2021: EUR 2.3m) from share of net profits of joint venture accounted for using the equity method in accordance with IFRS.

Revenue from management fees

Revenue from management fees related to revenue received from co-investors where DDM managed the operations of the assets, but did not own 100% of the portfolio. For Hungary these fees were calculated based on the performance of the portfolio, and for Greece these fees were calculated based on the time spent on portfolio management prior to the buy-out of the co-investors.

Note 12. Related parties

During 2019, DDM Group Finance S.A. entered into an agreement with the DDM Group where DDM Group Finance S.A. provides services under a brokerage contract. In relation to this agreement an amount of EUR 0.8m (Q1 2021: EUR 1.5m, FY 2021: EUR 4.2m) of brokerage fees were charged during the period, of which EUR 0.5m (Q1 2021: EUR 1.5m, FY 2021: EUR 3.8m) was paid during the period and a further EUR 0.3m (31 December 2021: EUR 0.4m) was accrued as at 31 March 2022. In relation to the full year 2021 EUR 2.4m of brokerage fees were capitalized as part of the bond refinancing during 2021, resulting in EUR 0.1m (Q1 2021: EUR nil, FY 2021: EUR 0.3m) of amortized transaction costs that were recognized within financial expenses during the period. EUR nil (Q1 2021: EUR nil, FY 2021: EUR 1.1m) of brokerage fees were recognized in consultancy expenses during the period, EUR 0.8m (31 December 2021: EUR 0.8m) were prepaid as at 31 March 2022. In relation to the full year 2019 an amount of EUR 1.6m of brokerage fees was capitalized as transaction costs as part of the bond refinancing during Q2 and Q3 2019, resulting in EUR 0.1m (Q1 2021: EUR 0.1m, FY 2021: 0.7m) of amortized transaction costs that were recognized within financial expenses during the period.

Current assets at 31 March 2022 and 31 December 2021 includes EUR 1.4m receivable from AxFina Holding S.A. (“AxFina”) for the sale of 82% of the shares held in AxFina Austria GmbH during the full year 2019.

Note 12. Related parties... continued

During 2020, AxFina Holding S.A. entered into an agreement with the DDM Group where AxFina provides debt collection services under a servicing contract. In relation to this agreement EUR 0.9m (Q1 2021: EUR 0.5m, FY 2021: EUR 2.1m) was expensed and recognized principally within collection and commission expenses in Q1 2022.

During 2020, NFE Unternehmensberatungs GmbH ("NFE"), a company related to Florian Nowotny, entered into an agreement with DDM where NFE provided services under an advisory agreement. Advisory services from NFE to DDM amounted to EUR 0.1m (Q1 2021: EUR 0.1m, FY 2021: 0.1m) which have been recognized in consultancy expenses during the period.

On 5 May 2021, DDM transferred 99% of its ownership in Lombard Pénzügyi és Lízing Zrt, Lombard Ingatlan Lízing Zrt. and Lombard Bérlet Kft ("Lombard"), which resulted in the loss of control and deconsolidation of the collections platform in Hungary to AxFina Holding S.A. ("AxFina") as servicer for a nominal consideration and as DDM retains the economic rights to the future cashflows in Lombard the receivable from AxFina has been recognised as a distressed asset portfolio.

During 2020 DDM restructured its investment in the Greek NPL transaction which resulted in accelerated collections of EUR 59.8m being received in H2 2020 and the entire carrying value remaining of EUR 43.8m prior to the restructuring was recognized as amortization. DDM assessed the transaction and concluded that it retains the same contractual rights to future cashflows in the distressed asset portfolio as prior to the restructuring and therefore has not derecognized the asset under IFRS 9 amortized cost. As at 31 March 2022 DDM released EUR 0.5m (31 December 2021: EUR 1.6m) of accrued expenses and deferred income recognized during 2020 following the restructured investment in the Greek NPL transaction, of which EUR 0.5m (Q1 2021: nil, FY 2021: 1.0m) has been recognized to net collections, EUR nil (Q1 2021: nil, FY 2021: 0.4m) netted against prepaid expenses and accrued income and EUR nil (Q1 2021: nil, FY 2021: EUR 0.2m) has been paid during the period. Transactions between DDM Group companies (fully consolidated) and Artemis Finance Holding (and its subsidiaries) were as follows:

EUR '000s		1 Jan – 31 Mar 2022	1 Jan – 31 Mar 2021	Full Year 2021
Income Statement	Net collections	476	–	952
Income Statement, Total		476	–	952

EUR '000s		31 March 2022	31 December 2021
Balance sheet	Accrued expenses and deferred income	–	(476)
Balance sheet, Total		–	(476)

During 2021, DDM invested into a total of EUR 15.8m of pre-IPO convertible bonds in Omnio S.A ("Omnio"), a leading innovator in Banking-as-a-Service measured at cost within financial assets at fair value level 3, which are due to mature in accordance with the terms of the pre-IPO convertible bonds on 31 December 2024 accruing at an annual rate of 2% cash interest and 6% Payment-in-Kind ("PIK"), including convertibility rights into ordinary shares of Omnio. In addition, EUR 7.9m was invested in Omnio during 2021 which is expected to be received by 31 December 2024 in line with the maturity of the pre-IPO convertible bonds accruing at an annual rate of 15% PIK. Interest income from Omnio to DDM amounted to EUR 0.6m (Q1 2021: EUR nil, FY 2021: 1.0m) which has been recognized in interest income during the period.

Non-current assets at 31 March 2022 includes EUR 0.7m (31 December 2021: EUR 0.7m) receivable from DDM Group Finance S.A. A further EUR 0.4m (31 December 2021: EUR 0.4m) from AxFina has been recognized in non-current assets for amounts paid during 2019 and 2020.

Note 13. Subsequent events

There were no significant events that have arisen subsequent to the end of the reporting period.

Alternative performance measures – reconciliation to IFRS:

EUR '000s	1 Jan – 31 Mar 2022	1 Jan – 31 Mar 2021	Full Year 2021
Gross collections	12,109	13,946	45,185
Incremental gross distribution from associate and joint venture	3,343	1,737	15,563
Distributions from financial assets at fair value	611	–	998
Adjusted gross collections	16,063	15,683	61,746
Net collections	10,331	12,975	38,894
Incremental net distribution from associate and joint venture	2,170	919	10,209
Distributions from financial assets at fair value	611	–	998
Adjusted net collections	13,112	13,894	50,101
Cash EBITDA	8,835	10,266	27,719
Incremental net distribution from associate and joint venture	2,170	919	10,209
Distributions from financial assets at fair value	611	–	998
Adjusted cash EBITDA	11,616	11,185	38,926
Net (loss) / profit for the period	(1,720)	268	(6,828)
Non-recurring items bond refinancing	–	–	3,911
Adjusted net (loss) / profit for the period	(1,720)	268	(2,917)

The financial statements of the Company have been prepared in accordance with IAS 34 Interim Financial Reporting. In addition, the Company presents alternative performance measures (“APMs”). Adjusted key figures for gross collections, net collections, cash EBITDA and net (loss) / profit for the period provide a better understanding of the underlying business performance and enhance comparability from period to period, when the effect of items affecting comparability are adjusted for. Items affecting comparability can include one-time costs not affecting the Company’s run rate cost level, significant earnings effects from acquisition and disposals of invested assets, incremental distributions from associates and joint ventures and distributions from financial assets at fair value.

These measures do not have any standardized meaning prescribed by IFRS and therefore are unlikely to be comparable to the calculation of similar measures used by other companies. The APMs are regularly reviewed by Management and their aim is to enhance stakeholders’ understanding of the Company’s performance and to enhance comparability between financial periods. The APMs are reported in addition to but are not substitutes for the financial statements prepared in accordance with IFRS. The APMs provide a basis to evaluate operating profitability and performance trends, excluding the impact of items which in the opinion of Management, distort the evaluation of the performance of our operations.

The APMs also provide measures commonly reported and widely used by investors as an indicator of the Company’s operating performance and as a valuation metric of debt purchasing companies. Furthermore, APMs are also relevant when assessing our ability to incur and service debt. APMs are defined consistently over time and are based on the financial data presented in accordance with IFRS.

Definitions

DDM

DDM Holding AG and its subsidiaries, including DDM Group AG, DDM Debt AB (publ) and their subsidiaries.

Amortization of invested assets

The carrying value of invested assets are amortized over time according to the effective interest rate method.

Cash EBITDA

Net collections and revenue from management fees, less operating expenses.

Earnings per share/EPS

Net earnings for the period, attributable to owners of the Parent Company, divided by the weighted average number of shares during the period.

EBITDA

Earnings before interest, taxes, depreciation of fixed assets and amortization of intangible assets as well as amortization, revaluation and impairment of invested assets.

Estimated Remaining Collections / ERC

Estimated Remaining Collections refers to the sum of future, undiscounted projected cash collections before commission and fees from acquired portfolios and future reasonably expected dividends, distributions or other payments from investments, in each case for the next following 120 months, either directly or as a result of any rights to collect or any rights to participate in amounts generated from portfolios or investments. This includes the Group's share of proceeds on all portfolios purchased or other investments made, however adjusted for any profit-sharing arrangements entered into by any member of the Group and where available the market value of any portfolio acquired or investment made.

ERC is not a balance sheet item, however it is provided for informational purposes as a common measure in the debt purchasing industry. ERC may be calculated differently by other companies and may not be comparable.

Equity

Shareholders' equity at the end of the period.

Equity ratio

The ratio of shareholders' equity to total assets at the end of the period.

GCV

Gross collection value is the face (nominal) value of the portfolio.

Impairment of invested assets

Invested assets are reviewed at each reporting date and impaired if there is objective evidence that one or more events have taken place that will have a negative impact on the amount of future cash flows.

Invested assets

DDM's invested assets consist of purchases of distressed asset portfolios, investments in joint ventures and associates and financial assets held at fair value.

Net collections

Gross collections from Portfolios held by the Group less commission and collection fees to third parties (but if such Portfolios are partly owned, only taking into consideration such Group Company's pro rata share of the gross collections and commission and fees).

Net debt

Long-term and short-term loans, liabilities to credit institutions (bank overdrafts) less cash and cash equivalents.

Non-recurring items

One-time costs not affecting the Company's run rate cost level.

NPL

Non-performing loans acquired as part of a distressed asset portfolio.

Operating expenses

Personnel, consulting and other operating expenses.

Revaluation of invested assets

Invested assets are reviewed at each reporting date and revalued if there is objective evidence that one or more events have taken place that will have a positive impact on the timing or amount of future cash flows, or a negative impact on the timing of future cash flows.

About DDM

DDM Holding AG (First North Growth Market: DDM) is a specialized multinational investor in situations arising out of the general strategic challenges in the European banking markets. This includes investments into assets and companies previously held by financial institutions, including performing and non-performing loans and special situations. DDM strives to create value for its stakeholders by combining significant expertise in financial services, credit underwriting and technology with a focus on operational excellence.

DDM Holding AG, the Parent Company, is a company incorporated and domiciled in Zug, Switzerland, was founded in 2007 and has been listed on Nasdaq First North Growth Market in Stockholm, Sweden, since August 2014.



ddm

DDM Holding AG

Landis + Gyr-Strasse 1
CH-6300 Zug, Switzerland
+41 41 766 1420
<http://www.ddm-group.ch>
investor@ddm-group.ch

